



District Report Card: 2017


State: Bihar	District: Lakhisarai
Class: 8	Subject: Language
Schools: 51	Students: 1293


Participation/Coverage


Students

<div>GENDER</div> <div></div>	Boys		Girls	
	Number	%	Number	%
	612	47.33	681	52.67

<div>AREA</div> <div></div>	Rural		Urban	
	Number	%	Number	%
	1143	88.40	150	11.60

<div>CATEGORY</div> <div></div>	SC		ST		OBC		GEN	
	Number	%	Number	%	Number	%	Number	%
	214	16.55	6	0.46	841	65.04	232	17.94

<div>CWSN</div> <div></div>	LD	VI	HI	S&LD	ID	Oth
	1	0	1	1	4	0

<div>Management</div> <div></div>	Government		Government-aided	
	Number	%	Number	%
	1293	100.00	0	0.00

Average Performance of Students in Language (%)

Overall	Gender		Area		Management		Social Group			
	Male	Female	Rural	Urban	Govt.	Aided	SC	ST	OBC	GEN
64.27	66.41	62.36	64.31	64.00	64.27	0.00	61.12	67.78	63.46	70.06

Performance on Learning Outcomes (LOs)

Learning Outcomes	Description	Average Performance(%)
L813	Read textual/non-textual materials with comprehension and identifies the details, characters, main idea and sequence of ideas and events while reading	64.27

Range of Performance of Students who Answered Correctly							
Below 30%		30% - 50%		50% - 75%		Above 75%	
Number	%	Number	%	Number	%	Number	%
106	8.20	199	15.39	573	44.32	415	32.10

Lowest Performing Learning Outcomes (LOs)

1 - Read textual/non-textual materials with comprehension and identifies the details, characters, main idea and sequence of ideas and events while reading (64.27)